

Report of the Bradford South Area Co-ordinator to the meeting of Bradford South Area Committee to be held on Thursday 26th January 2023

R

Subject:

This report provides an update about Street Cleansing within Bradford South.

Summary statement:

This report recommends minor operational changes to the Street Cleansing Service in the Bradford South Area Constituency and shows trends of the numbers of fly-tipping and cleansing cases reported to the Council.

EQUALITY & DIVERSITY:

No specific equality and diversity issues. Decisions will need to be made in line with Equal Rights legislation. This will require Area Committees to assess the potential equality impact of any decisions they make.

David Shepherd
Strategic Director Place

Portfolio:

Neighbourhoods and Customer services

Report Contact: Ishaq Shafiq
Phone: (01274) 431155
E-mail: ishaq.shafiq@bradford.gov.uk

Overview & Scrutiny Area:

Corporate, Regeneration & Environment

1. SUMMARY

1.1 This report provides an update about Street Cleansing within Bradford South.

2. BACKGROUND

2.1 Presently the area has 6 ward based Clean Teams that work in individual work. After cleaning the area's Gateway routes, each Clean Team will move on to one of the weekly routes that ensure each street within the ward will be attended to once a week.

2.3 With prescriptive working, there is greater transparency around what is expected of staff and this increased understanding by staff and managers and has the following advantages:

- A prescribed day of working allows programmed days of action for residents to move cars to allow more effective litter clearance, mechanical sweeping and gully cleaning;
- More effective mechanism to performance manage teams in terms of all work undertaken;
- More efficient use of resources targeting areas of need, eliminating down time in terms of reacting to complaints travelling from one end of a ward to another;
- It also gives the public a clear understanding as to how often and when their area or street would be cleaned.

2.4 Cleansing and parks staff continue to support days of action, sometimes by working alongside local residents but mostly by removing the waste collected by residents.

2.5 The vital role provided by local residents, friends of groups and businesses in helping to remove waste and litter continues in the Bradford South area. Whilst some litter picks are organised and undertaken on an adhoc basis, other groups regularly litter pick their neighbourhoods. Cleansing and Parks staff collect the bags of litter and large items.

2.6 The operational element of the Task Force has been receiving referrals from area teams to tackle longstanding environmental problems affecting neighbourhoods such as overgrown vegetation, weeds, detritus, fly tipping and litter.

The funding has allowed the service to undertake a wide range of work on 500 referrals to date across the 5 constituencies. The works have included supporting existing service provision but has also allowed for attention to detail work to be carried out that has not been possible within existing Street Cleansing and Parks Teams. This additionality has provided an opportunity to reclaim unused green spaces such as snickets and footpaths and has allowed work on neglected areas such as Council land, particularly around Council buildings.

2.7 Works have been completed across all Wards within Bradford East. Some examples of these works are detailed below working jointly through the area ward teams:

Wibsey

- A number of public footpaths have been cleared by the Task Force including one which runs between Thomas Court and Briarwood Drive.
- Complaints were received about overhanging trees/shrubs and bushes along the above network of public footpaths which are used by parents walking their children to school.
- Residents with properties adjacent to the footpaths were asked to cut back anything growing from their gardens/remove any obstructions. A request to the Task Force was made to help clear some of this including a significant amount of weeding, debris and litter along the route.
- The efforts of both residents and the Task Force transformed this area making a clean, safe and accessible route for families. The works were undertaken prior to the start of the school year in September 2022.

Great Horton

- Following a referral being received the Task Force attended Windermere Road to support a clearance and cut back. The snicket area at the rear of residential properties was densely overgrown with bushes, weeds, fly tipping and litter. In some parts the weeds were up to 6ft high and damaging the adjoining fence.
- The work undertaken was remarkable and transformed the snicket to a point where it looked like a completely different place.
- Special thanks were emailed to the team for their efforts on behalf of the residents of Windermere Road. It commented that the clean-up was done swiftly and efficiently with a result that was pleasing to all.

Queensbury

- One of the jobs attended to by the Task Force was Littlemoor footpath. The referral received by the local Neighbourhood Warden reported heavy weeds and vegetation along the narrow footpath.
- The visit by the Task Force allowed the area to receive some much needed attention to detail work cutting back and clearing the walkway to make the site clear of obstructions as well as improving the look of the area.
- The results following the work undertaken made a tremendous difference to the area and significantly improved the ambiance. Many thanks were received from officers on the support that this had given to improve the previously run down and tired location.

Royds

- A large undertaking of heavy cutting back and clearance took place at Edge End Road Buttershaw. The footpath was completely blocked and had 4ft weeds all the way down.
- The Task Force took to clearing the full area cutting down and removing all the vegetation.
- The visual difference that was made was amazing and made a previously inaccessible place free to be used.

Tong

- The Task Force undertook a referral at Miles Hill Drive leading to Knowles Street.
- The work was required to tackle grassed land that needed strimming back as it was starting to grow into the snicket and was becoming invasive. The snicket is a well-used public right of way.
- As well as the general cutting back of vegetation including nettles the Task Force removed some dog fouling, broken glass, as well as litter.

- The local warden reported that this work was greatly received by residents and had improved the area significantly. The warden was able to follow up from the clean-up work by engaging with local residents and businesses to encourage keeping the area maintained.

Wyke

- Work was completed by the Task Force at the rear of properties on Lavarack Field, Wyke.
- The vegetation and weeds were growing up and around the building's covering the windows blocking daylight. The weeds on the ground were encroaching on the footpath area.
- This location was receiving complaints for it being an eyesore and attracting anti-social behaviour. This Task Force intervention has made a fantastic improvement and has acted as a re-start for the area.
- The Area team are now partnership working here to address any issues and maintain the cleanliness of the area.

2.8 Although existing Cleansing and Parks teams do undertake some of this work this is not the focus of their daily roles. The ongoing work is extremely visually impactful and has tackled some larger scale jobs that would not have been possible without intervention from the Task Force.

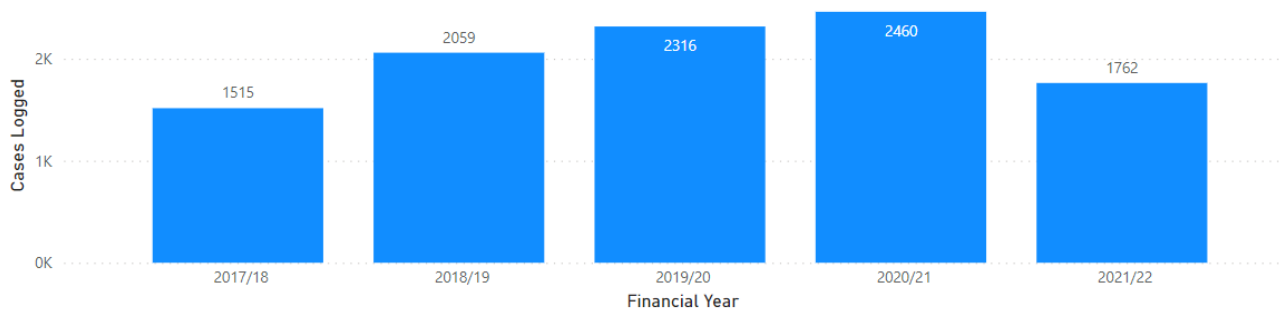
2.9 Feedback has been overwhelmingly positive as the resource has allowed time to be spent making a real difference. The Task Force will end on 30th June 2023.

3. OTHER CONSIDERATIONS

3.1 Service requests

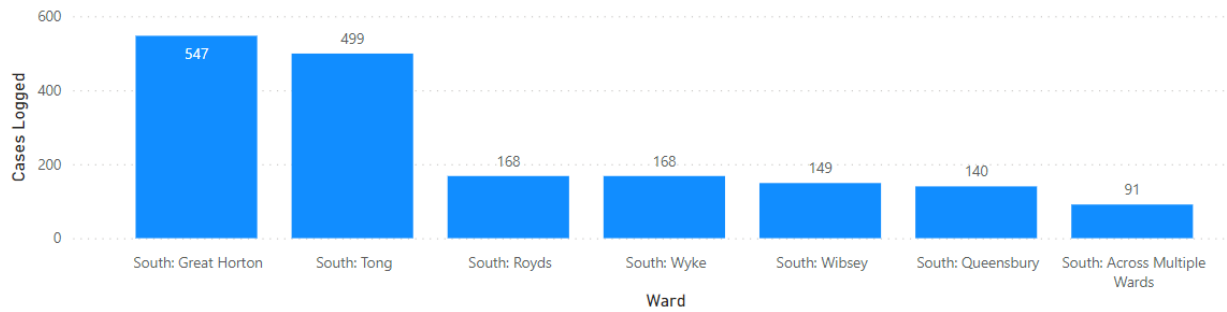
The number of fly-tipping reported to the Council for Bradford South for each of the last 5 full financial years is displayed below

Fly Tips Reported in Bradford South



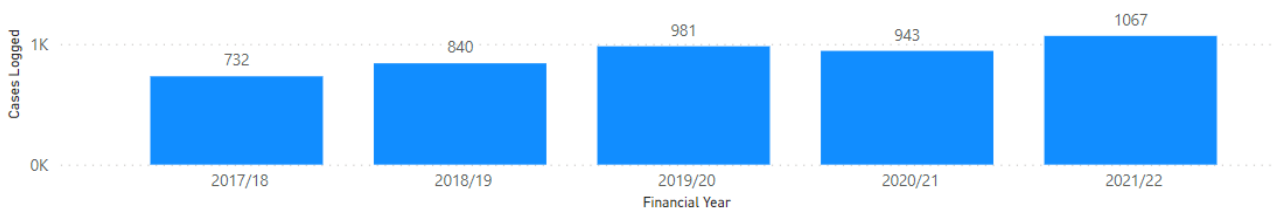
The chart below shows the ward-breakdown for reported fly-tipping in the 2021/22 financial year

Fly Tips Reported by Ward



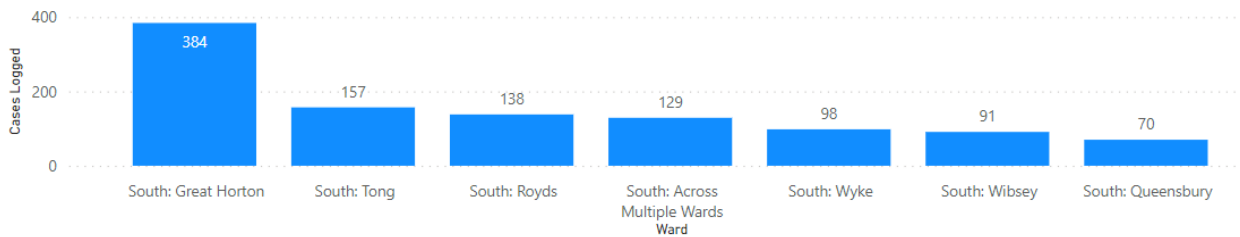
The number of street cleansing requests made to the Council for Bradford South for each of the last 5 full financial years is displayed below

Street Cleansing Requests by Financial Year



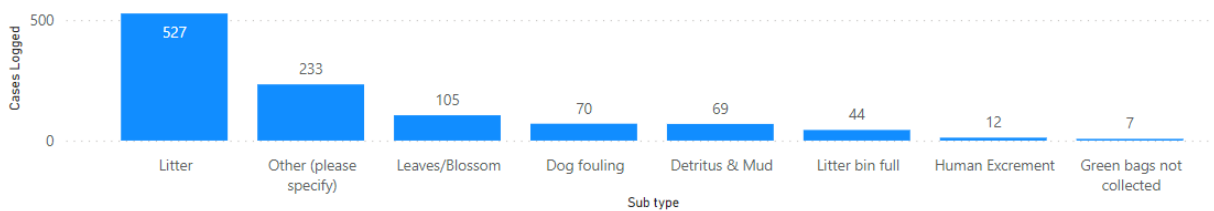
The chart below shows the ward-breakdown for street cleansing requests in the 2021/22 financial year

Street Cleansing Requests by Ward



Street cleansing requests are broken down in to the most common sub-types as displayed below

Street Cleansing Requests by Sub-type



To provide some perspective on the annual totals by ward, the number of reports made for Street Cleansing and fly-tipping per week by ward is shown in the table below.

Public reports per week per Ward			
Ward	Street Cleansing Requests	Fly-tipping Reported	Total
Across Ward Boundaries	2	2	4
Great Horton	7	11	18
Tong	3	10	13
Royds	3	3	6
Wyke	2	3	5
Wibsey	2	3	5
Queensbury	1	3	4

See Appendix 1 for a more detailed ward-breakdown of all the data contained in the previous charts.

3.3 Resources

Bradford MDC operate a devolved street cleansing service, and resources are distributed across the five areas based on a combination of road length, historical experience and littering levels. The table below shows how many clean-team hours are spent per week per kilometre of adopted highway by Area.

Area	Hours	Kms	Hrs p/linear km p/week
West	867.5	305.5	2.8
East	833.5	341.5	2.4
South	752.5	348.7	2.2
Shipley	631.5	413.5	1.5
Keighley	711.0	483.5	1.5

Each area then decides how best to allocate its available resources across its 6 constituent wards. The table below shows how many Clean Team hours are spent per week per kilometre of adopted highway by ward.

Ward	Population	Adopted Meters	Staff hrs p/wk	Hrs p/linear km
Great Horton	19,202.0	44,512	236.5	5.3
Tong	22,712.0	83,135	195.0	2.3
Wibsey	15,007.0	50,566	90.0	1.8
Royds	17,706.0	55,402	90.0	1.6
Wyke	15,110.0	57,810	81.5	1.4
Queensbury	16,943.0	57,253	59.5	1.0

3.4 Combatting Fly-tipping

Fly-tipping is an important ongoing issue being addressed by DEFRA, House of Commons Committees, Local Authorities, trade-groups and relevant charities and NGO's.

The Council is a participating member of APSE and Keep Britain Tidy as well as other benchmarking groups where local authorities can share best practise and discuss potential solutions. Where ideas or techniques are discovered we endeavour to trial or adopt them within the district with the aim of finding any practical solutions to reducing the level of fly-tipping.

Each year in late November / early December, DEFRA publish an annual report and data for the entire country which allows some understanding of where Bradford as a district sit in relation to all other local authorities. This report is important as with issues such as fly-tipping where there is no clear solution, the perspective gained from shared data allows the council to identify any authorities that have similar levels of deprivation that have shown improvement in their levels of fly tipping and offer potential successful insights in the fight against the problem.

A combined report by Street Cleansing and Environmental Enforcement is taken to a Scrutiny Committee each year to keep the Council up to date on the problem of fly-tipping and how the Council attempts to address it.

4. FINANCIAL & RESOURCE APPRAISAL

- 4.1 Resources are allocated to an area from base budget by levels of litter, numbers of service requests and experience of the Cleansing and Parks Manager and other officers within the service. Ward allocation is devolved to each Area Coordinator and Parks and Cleansing Manager.

5. RISK MANAGEMENT AND GOVERNANCE ISSUES

- 5.1 There are no specific risk management and governance issues.

6. LEGAL APPRAISAL

- 6.1 There are no legal appraisal issues.

7. OTHER IMPLICATIONS

7.1 SUSTAINABILITY IMPLICATIONS

- 7.1.1 Local teams have the potential to create more sustainable solutions to local issues.

7.2 GREENHOUSE GAS EMISSIONS IMPACTS

- 7.2.1 There are no direct greenhouse gas emissions impact issues.

7.3 COMMUNITY SAFETY IMPLICATIONS

7.3.1 The work of parks and street cleansing provision supports safer neighbourhoods.

7.4 HUMAN RIGHTS ACT

7.4.1 There are no Human Rights Act implications arising from this report.

7.5 TRADE UNION

7.5.1 Trade unions are regularly consulted at levels 1, 2 and 3 with regards to Street Cleansing and Parks operations and staffing issues.

7.6 WARD IMPLICATIONS

7.6.1 The information in this report is relevant to all Wards in Bradford South.

7.7 AREA LOCALITY PLAN

7.7.1 The work of Street Cleansing and parks helps to delivery priorities of the Locality Plan.

7.8 IMPLICATIONS FOR CHILDREN AND YOUNG PEOPLE

7.8.1 There are no direct implications.

7.9 ISSUES ARISING FROM PRIVACY IMPACT ASSESMENT

7.9.1 There are no known issues.

8. NOT FOR PUBLICATION DOCUMENTS

8.1 There are no not for publication documents.

9. OPTIONS

9.1 The report is provided for information purposes.

10. RECOMMENDATIONS

10.1 That the Bradford South Area Committee notes the report.

10.2 That a further report is presented in 12 months.

11. APPENDICES

11.1 Appendix 1 – Bradford South Street Cleansing and Fly Tipping Cases reported to the Contact Centre.

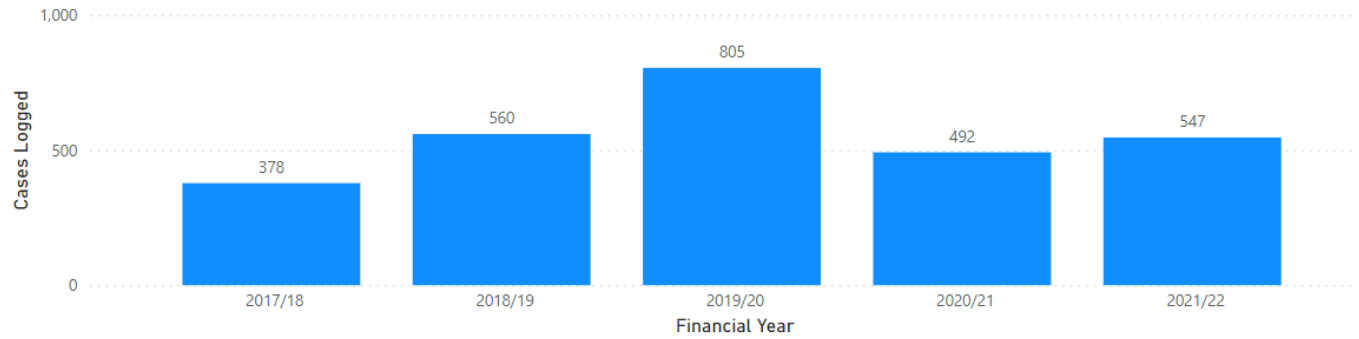
12. BACKGROUND DOCUMENTS

- 12.1 Street Cleansing – Document Y Bradford South Area Committee Jan 2019.
- 12.2 Street Cleansing – Document AE for Bradford South Area Committee 21st March 2019.
- 12.3 Street Cleansing – Document H for Bradford South Area Committee 30 September 2021.

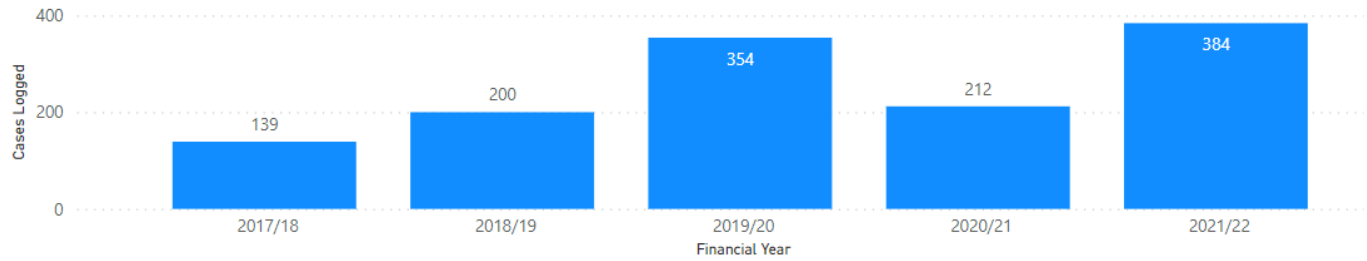
Appendix 1

Great Horton

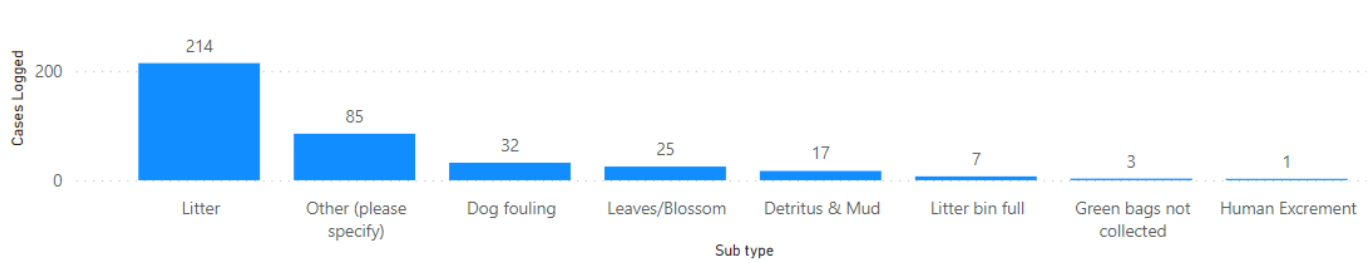
Fly Tips Reported in Great Horton



Street Cleansing Requests by Financial Year

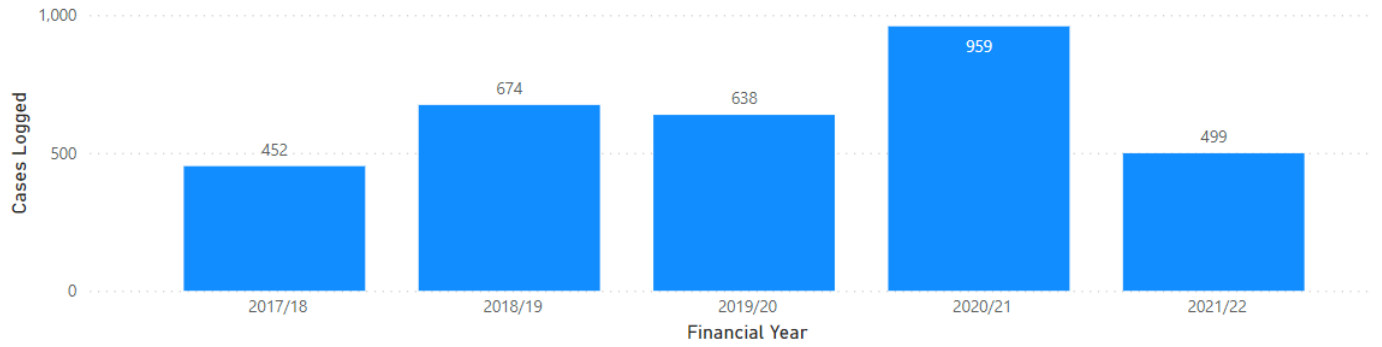


Street Cleansing Requests by Sub-type

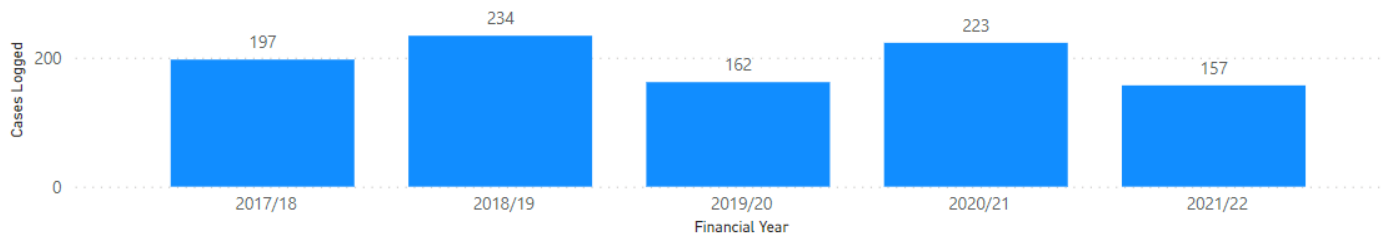


Tong

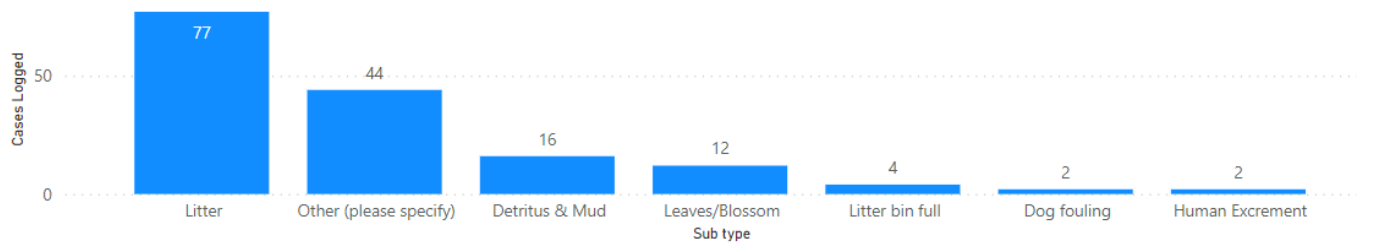
Fly Tips Reported in Tong



Street Cleansing Requests by Financial Year

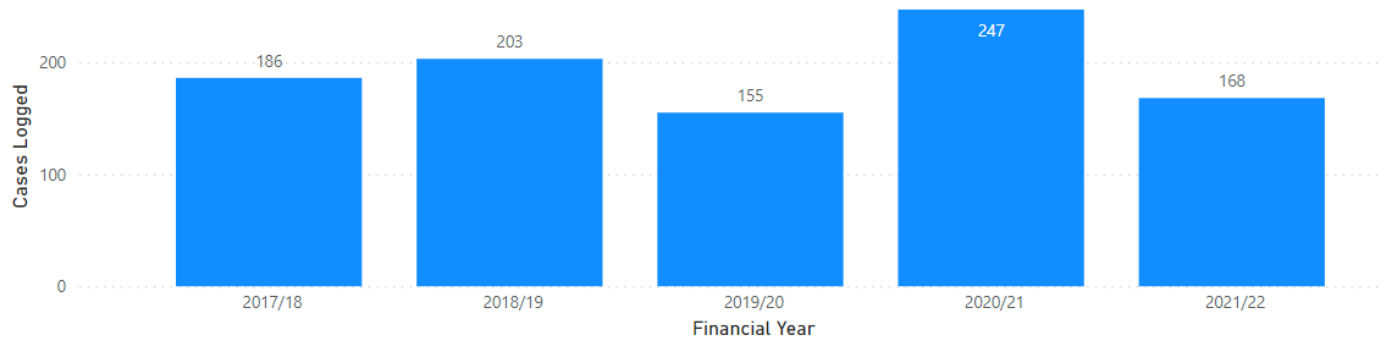


Street Cleansing Requests by Sub-type

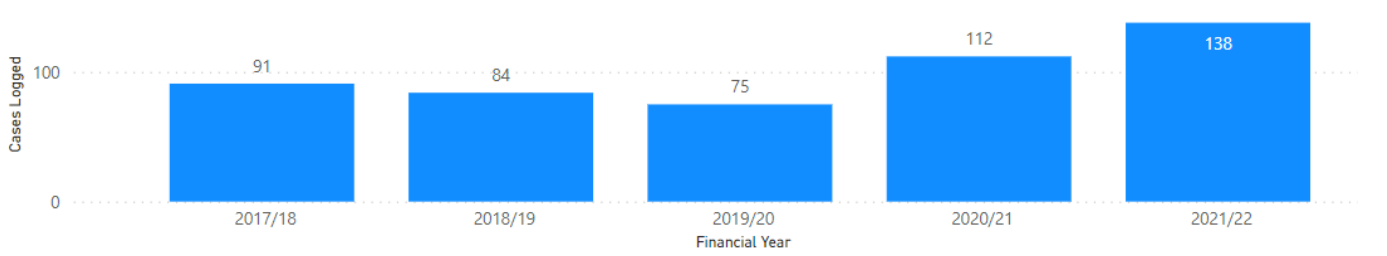


Royds

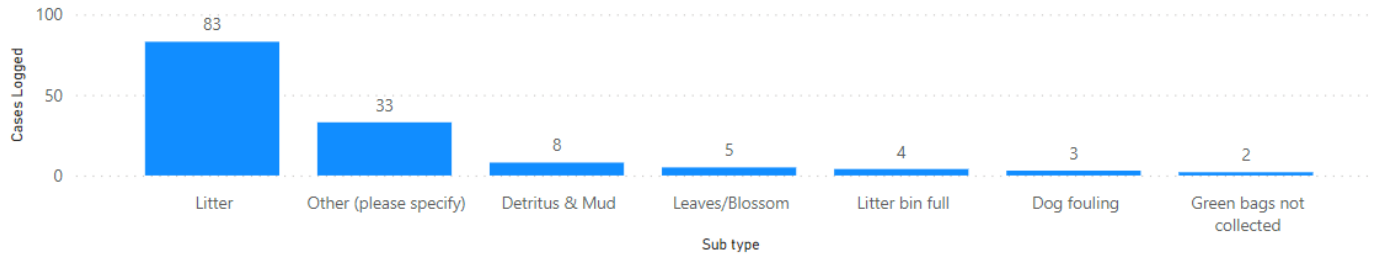
Fly Tips Reported in Royds



Street Cleansing Requests by Financial Year

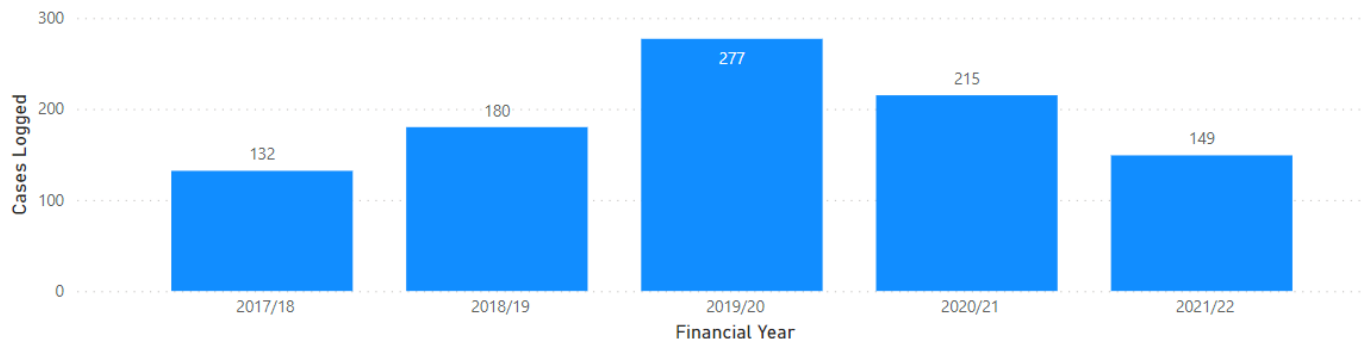


Street Cleansing Requests by Sub-type

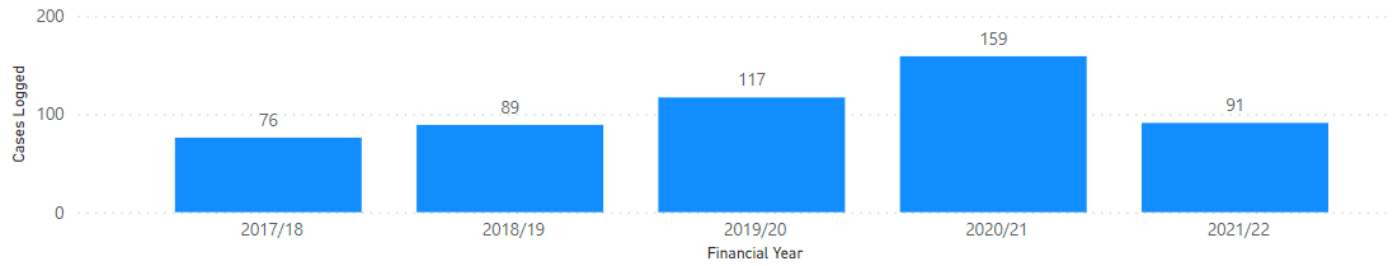


Wibsey

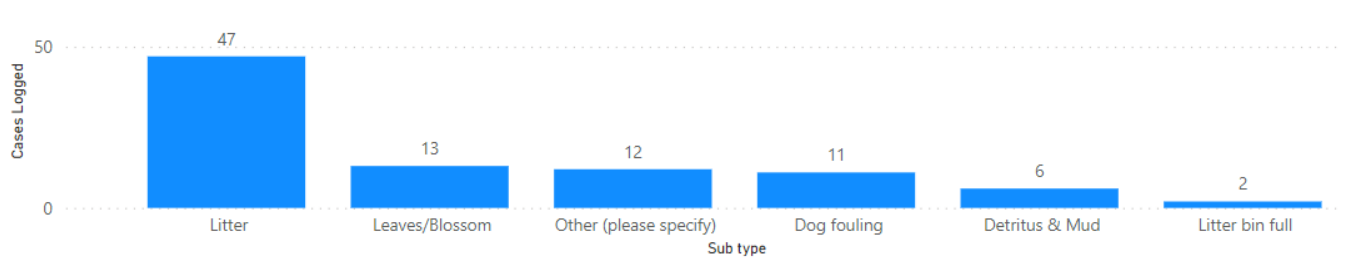
Fly Tips Reported in Wibsey



Street Cleansing Requests by Financial Year

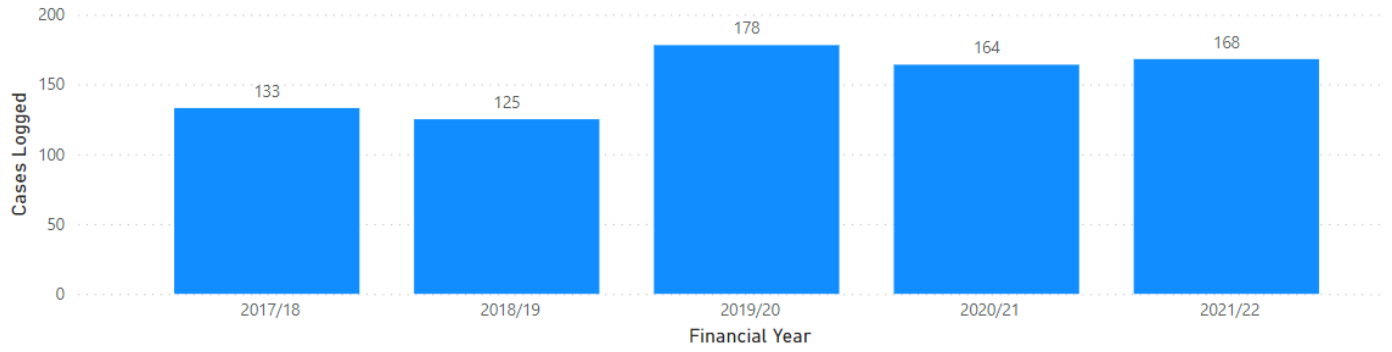


Street Cleansing Requests by Sub-type

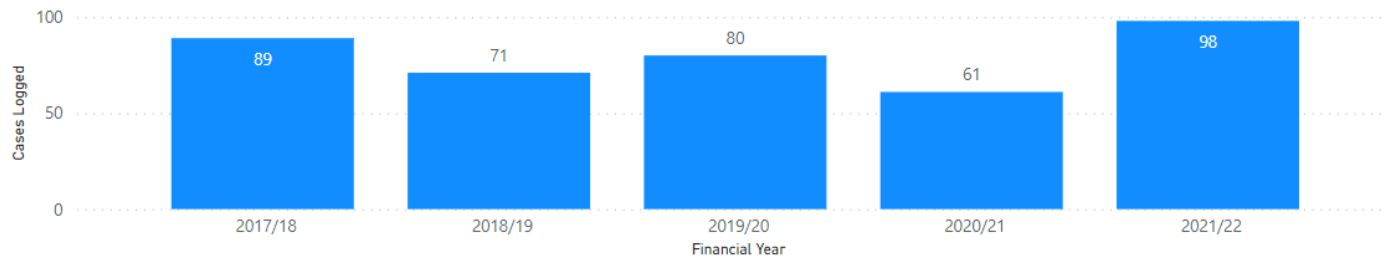


Wyke

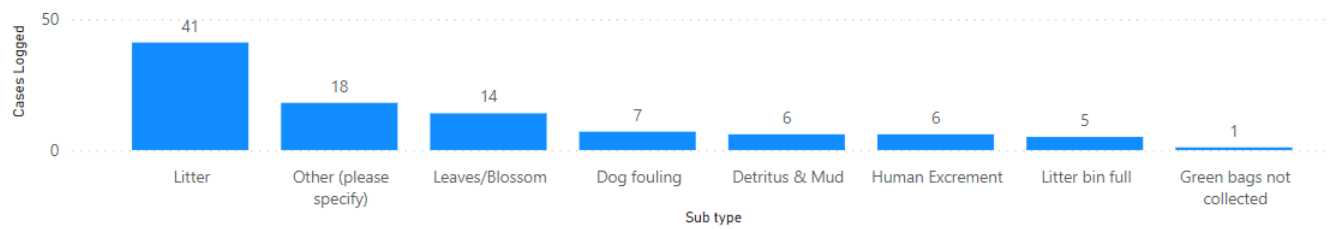
Fly Tips Reported in Wyke



Street Cleansing Requests by Financial Year

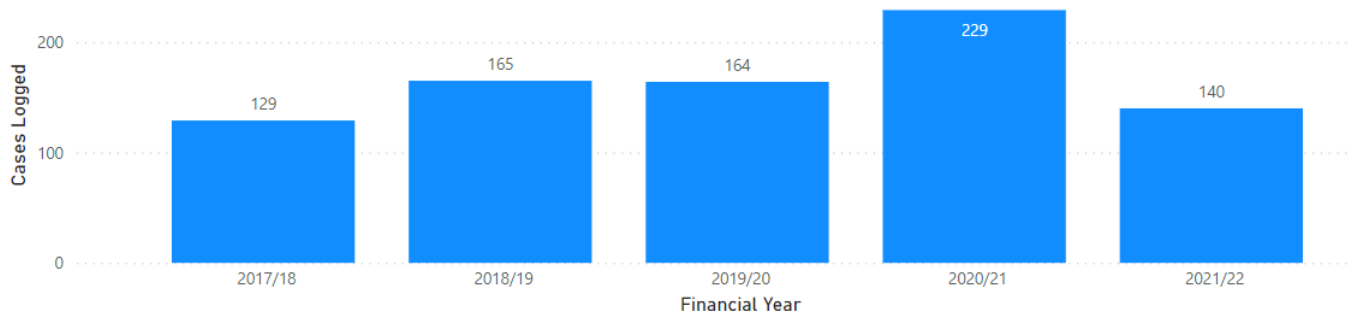


Street Cleansing Requests by Sub-type

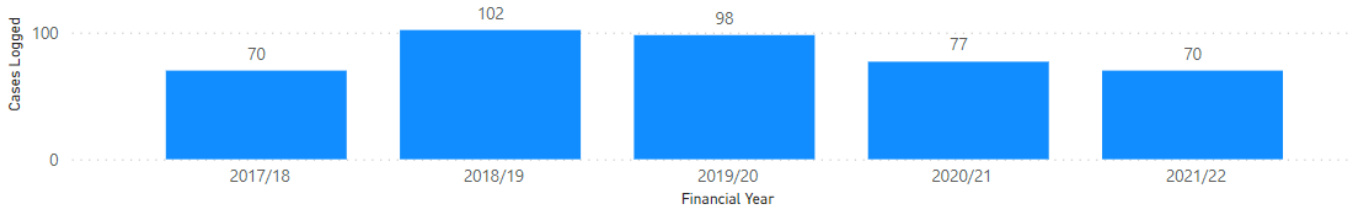


Queensbury

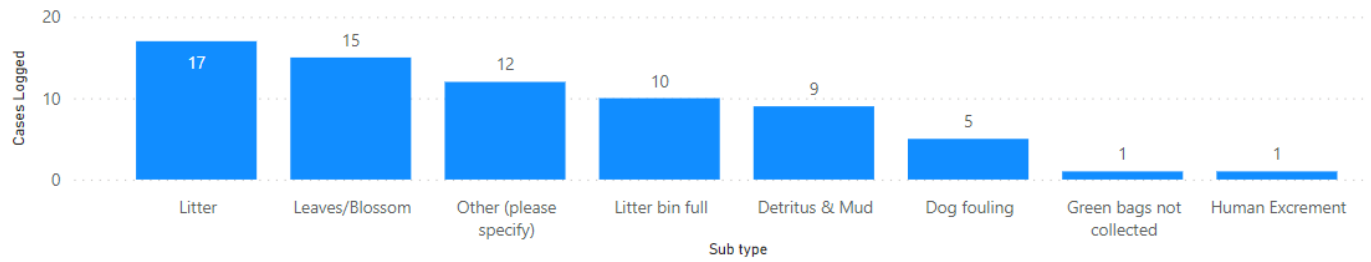
Fly Tips Reported in Queensbury



Street Cleansing Requests by Financial Year

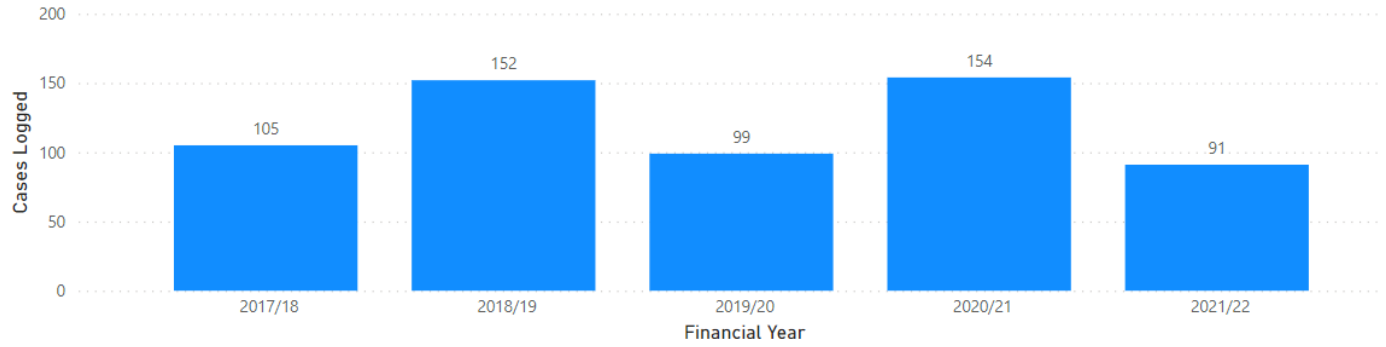


Street Cleansing Requests by Sub-type

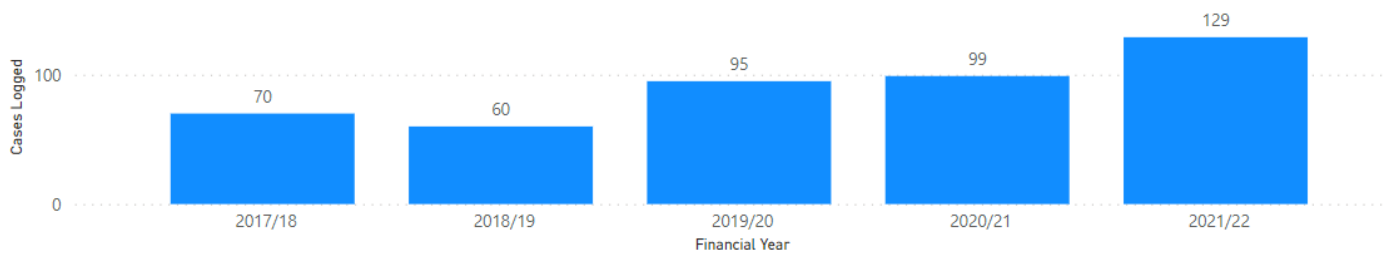


Across Multiple Wards

Fly Tips Reported Across Wards



Street Cleansing Requests by Financial Year



Street Cleansing Requests by Sub-type

